



Pathways to Permanent Residence for International Students

Jodie Creaser
IRCC Outreach Officers

Cape Breton University
January 11, 2019

IMPORTANT: The information in this presentation is accurate as of the date of the presentation. Policies & programs are subject to change. For the latest updates, please consult www.Canada.ca.



Immigration, Refugees
and Citizenship Canada

Immigration, Réfugiés
et Citoyenneté Canada

Canada 

International Students and Permanent Residence



- International students have the education, skills and experience that Canada is looking for.



- After graduating you might be able to make Canada your permanent home through one of our immigration programs.

Transitioning to Work After Graduation



- International students who are eligible to work off-campus can continue to work off-campus, **up to 20 hours a week**, until they get a notification of completion of studies from their institution.
- Once you get written confirmation from the educational institution stating that you are eligible to obtain a degree, diploma, or certificate (completion letter or final transcript), you can **apply for a Post Graduation Work Permit**.
- Once you have applied for a work permit, you can **transition to full-time work**.
- If your work permit application is refused, you must **stop** working.

Post-Graduation Work Permit (PGWP) Program

- Allows students who have graduated from a participating Canadian post-secondary institution to gain valuable Canadian work experience.

Duration of study program (determined by DLI)	Duration of PGWP
at least 8 months but less than 2 years	same as study program
2 years or longer	3 years

- A PGWP is an **open work permit** – You can only apply **once in a lifetime**.
- Must be applied for **within 90 days** of receiving written notification of completion of studies.
- Once you find a skilled job with your PGWP, your spouse or partner can also apply for an open work permit.

PGWP eligibility

- You may be eligible for a Post-Graduation Work Permit if:
 - ✓ You have **completed and passed** a post-secondary academic, vocational, or professional education program in Canada
 - ✓ The program was **at least 8 months** in length
 - ✓ You studied at an **eligible Designated Learning Institution (DLI)**
 - ✓ You studied **full time**
 - ✓ You did not take **unscheduled breaks**
 - ✓ You did not exceed the **allowable hours of off-campus work**
 - ✓ Your **study permit is still valid** when you apply
 - ✓ You **apply within 90 days** of receiving written confirmation from the educational institution indicating that you are eligible to obtain a degree, diploma, or certificate

Important: National Occupational Classification (NOC)

- The **National Occupational Classification (NOC)** is a classification system used by the Government of Canada to classify occupations (jobs).
- **NOC codes** are used to classify jobs by occupational area and skill level.
- Work experience for **Express Entry (EE): NOC 0, A and B.**
- Job Offer for **Atlantic Immigration Pilot Program (AIPP): NOC 0, A, B and C.**
- **Important Tip:** Don't rely on job title alone. Duties listed under the **NOC** must match your actual work experience.

EE

NOC 0	Management Jobs
NOC A	Professional Jobs (usually require university education)
NOC B	Technical Jobs and Skilled Trades (usually require college education or apprenticeship training)
NOC C	Semi-skilled jobs (usually require secondary school or vocational training)
NOC D	Entry level jobs (on-the-job training)

AIPP

How to Find your **NOC Skill Type or Level**

- **Skill Type or Level is Referenced in each NOC Code:**

Skill Type 0 – 1st digit of code is **0**

NOC **0015** – CEO of Manufacturing Company
NOC **0112** – Human Resources Manager

Skill Level A – 2nd digit of code is **0** or **1**

NOC **4021** – College Instructor
NOC **1111** – Accountant

Skill Level B – 2nd digit of code is **2** or **3**

NOC **1241** – Administrative Assistant
NOC **6322** – Cook

Skill Level C – 2nd digit of code is **4** or **5**

NOC **1414** - Receptionist
NOC **6513** – Food and Beverage Server

Skill Level D – 2nd digit of code is **6** or **7**

NOC **6611** – Cashier
NOC **6711** – Food Counter Attendant

NOC Level Tool:

<https://www.canada.ca/en/immigration-refugees-citizenship/services/immigrate-canada/express-entry/eligibility/find-national-occupation-code.html>

Important: Language Tests

- **Language Tests** are used to determine the language ability of applicants applying for permanent residence in Canada.
- Language Test Scores are equated to the **Canadian Language Benchmarks (CLB)** - language test **equivalency charts** are available on the IRCC website.
- **Everyone** must prove their language ability by taking an approved language test:
 - ✓ English: **CELPIP General**
 - ✓ English: **IELTS General Training**
 - ✓ French: **TCF Canada**
 - ✓ French: **TEF Canada**
- Test results must be **less than two years old** when the candidate completes their Express Entry profile, **and** when they apply for permanent residence.

Express Entry: Background

- Express Entry is the first step to immigrate to Canada permanently as a skilled worker under the:
 - ✓ Federal Skilled Worker Program (**FSW**)
 - ✓ Federal Skilled Trades Program (**FST**)
 - ✓ Canadian Experience Class (**CEC**)
 - ✓ A portion of the Provincial Nominee Program (**PNP**)
- In order to be eligible for Express Entry, applicants must meet the criteria of at least one of these programs
- Quebec manages its own immigration programs outside of Express Entry

Eligibility Criteria for Express Entry Programs

	Canadian Experience Class (CEC)	Federal Skilled Worker Program (FSW)	Federal Skilled Trades Program (FST)
Language Skills	English or French skills CLB 7 if your NOC is 0 or A CLB 5 if your NOC is B	English or French skills: CLB 7	English or French skills CLB 5 for speaking and listening CLB 4 for reading and writing
Type/Level of Work Experience	Canadian experience in 1 of these NOCs: 0, A or B	Canadian or foreign experience in 1 of these NOCs: 0, A or B	Canadian or foreign experience in a skilled trade under key groups of NOC B
Amount of Work Experience	One year in Canada in the last 3 years (either combination of full-time or part-time work)	One year continuous within the last 10 years (combination of part-time, full-time or more than 1 job in your primary occupation)	Two years within last 5 years (either combination of full-time or part-time work)
Job Offer	Not required.	Not required but you can get selection criteria (FSW) points for having a valid job offer.	Required: A valid job offer of full-time employment for a total period of at least 1 year or a certificate of qualification in that skilled trade issued by a Canadian provincial, territorial or federal authority
Education	Not required.	Secondary education required but you can get more selection criteria (FSW) points for your post-secondary education.	Not required.

Canadian Experience Class: Work Experience

What **DOES** count:

- ✓ Full-time (or part-time equivalent) work experience in Canada at NOC 0/A/B level in the past 3 years
- ✓ Work experience gained while legally authorized to work in Canada, (e.g. on a Post Graduate or other work permit)

What **DOESN'T** count:

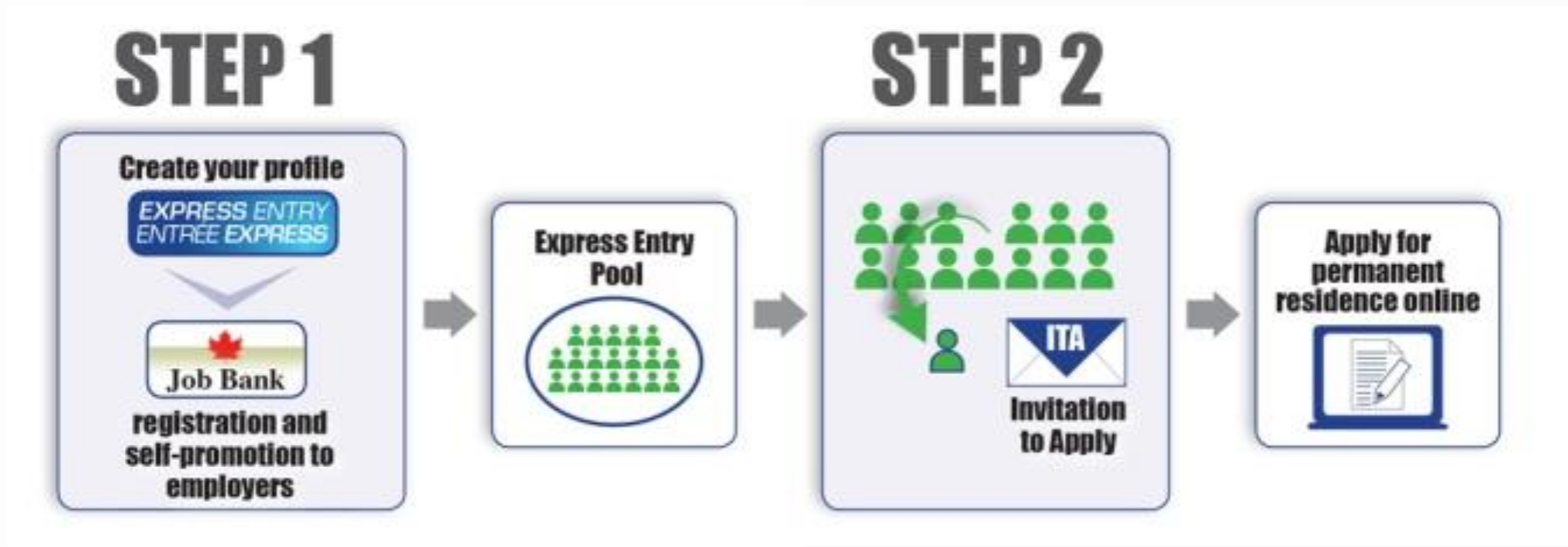
- ✗ Any employment in Canada during full-time study (e.g. while on a co-op work permit or off-campus work, while a full-time student)
- ✗ Self-employment, even if skilled
- ✗ Unauthorized work

Express Entry Highlights for International Students



- ✓ User friendly, **online system** from profile creation to application for permanent residence
- ✓ Creating an Express Entry profile is **free** and a profile is active for up to one year
- ✓ Candidates may be eligible for more than one program under Express Entry
- ✓ When a candidate is accepted into the pool, they are given a Comprehensive Ranking System (CRS) score
 - Points are awarded to former international students who completed at least a one year program of education in Canada
 - The top scoring candidates in the pool are invited in regular invitation rounds
 - Fast processing of permanent residence applications – within 6 months in most cases

Express Entry Step by Step Process



Step 1: Create an Express Entry Profile

- ✓ **Before** creating a profile, candidates need to complete language tests and obtain any necessary Educational Credential Assessments (ECAs). Language tests and ECAs are done by third parties which charge fees for services.
- ✓ Be prepared to answer questions about your skills, work experience, language ability, education, and other details.
- ✓ **Be Truthful:** Anyone who provides false information could be found inadmissible for misrepresentation and could be barred for five years from applying to come to Canada.
- ✓ **No Guarantees:** Completing a profile does not guarantee an invitation to apply.
- ✓ **Keep Your Profile Up to Date:** Update your profile with a valid job offer, new language test results, education completed, new changes in family composition or new contact information.

Comprehensive Ranking System (CRS)

Core Human Capital Factors	Single 500	Spouse 460
Age	110	100
Education	150	140
1 st Official Language	136	128
2 nd Official Language	24	22
Canadian work experience	80	70
Spouse Factors 40		
Education	10	
1 st Official Language	20	
Canadian work experience	10	

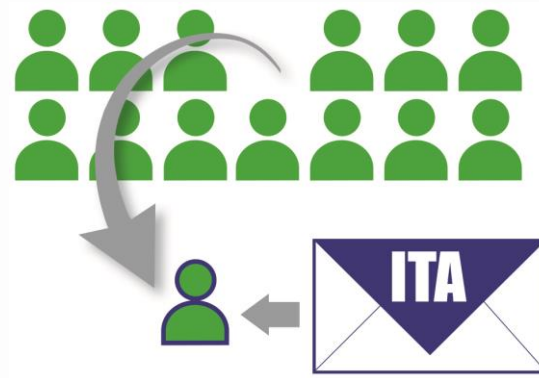
Skill Transferability	100 points max
Education (with OL or CDN exp)	50
Foreign work experience (with OL or CDN exp)	50
Qualification cert (with OL)	50
Additional Points 600 points max	
Provincial Nomination	600
Valid job offer	200 (max)
Canadian Education	30 (max)
French proficiency	30 (max)
Siblings in Canada	15 (max)

Total: 1200 points max

This tool will help you calculate your Comprehensive Ranking System (CRS) score:

www.cic.gc.ca/english/immigrate/skilled/crs-tool.asp

Step 2: Invitation to Apply



- Invitations to Apply (ITAs) are issued to the **highest scoring candidates** in the pool in each round.
- Invitation rounds take place regularly, usually approximately every 2 to 3 weeks.
- Lowest-ranked candidates invited to apply in recent rounds have been in the CRS range of **430-460** points

After Receiving an Invitation to Apply

- Candidates have **60 days** to complete and submit an application for permanent residence.
- IRCC then determines if the application has all required forms, documents and fees.
- If your application is complete, IRCC will verify all eligibility and admissibility criteria.
- IRCC processes complete applications in **six months or less**, 80% of the time.

How Much Money Do I Need? Fees and Proof of Funds



- **Application Fee:**
 - \$550 for principal applicant
 - \$550 for spouse or partner
 - \$150 per dependent child



- **Right of Permanent Residence Fee:**
 - \$490 for principal applicant
 - \$490 for spouse or partner
- **Proof of Funds:¹**
 - \$12,475 for a family of 1
 - \$15,531 for a family of 2
 - \$19,093 for a family of 3

¹ Proof of funds are only required for FSW and FST streams if the candidate does not have a valid job offer. Not required for CEC or PNP.

Which program may be the best fit for you?

- How do I know if I'm eligible for permanent immigration to Canada?
- Which program is right for me?
- **Come to Canada Tool:** www.canada.ca/en/immigration-refugees-citizenship/services/come-canada-tool



The screenshot shows the Government of Canada website header with the Canadian flag, the text 'Government of Canada' and 'Gouvernement du Canada', and a search bar. Below the header is a navigation menu with categories: Jobs, Immigration, Travel, Business, Benefits, Health, Taxes, and More services. The main content area features a breadcrumb trail 'Home → Immigration and citizenship' and a large heading: 'Do you want to come to Canada, or extend your stay?'. Below the heading is a sub-heading: 'Find out what immigration programs you can apply for, and how to submit an online or paper application.' and a blue 'Start' button. To the right of the text is a photograph of a diverse group of people, including a man in a blue shirt, a woman in a white lab coat, a man in a yellow hard hat, a man in a red shirt, a woman in a blue shirt, and a man in a green shirt. Below the photograph is an 'Important' notice: 'Important: This information is for reference only and no immigration decision will be made based on your answers. If you choose to apply, your application will be considered by an immigration officer in accordance with the Immigration and Refugee Protection Act, without regard to any outcome you attain through this questionnaire. [Read full notice.](#)'

What if I'm Not Eligible for Express Entry or the Atlantic Immigration Pilot Program?



- ✓ **Work Permit Options:** Temporary Foreign Worker Program & International Mobility Program
www.canada.ca/en/immigration-refugees-citizenship/services/work-canada
- ✓ **Other Immigration Programs:**
www.canada.ca/en/immigration-refugees-citizenship/services/immigrate-canada
- ✓ **Provincial Nominee Programs:**
 - May include options for candidates who do not meet EE entry requirements.
 - Visit your Province or Territories' website to find out more information.



For More Information

www.Canada.ca/Immigration

Help Centre

What do you need help with?



Centre d'aide

Comment pouvons-nous vous aider?



<http://www.cic.gc.ca/english/helpcentre/index-featured-can.asp>
<http://www.cic.gc.ca/francais/centre-aide/index-en-vedette-can.asp>



English: [CitCanada](#)
French: [CitImmCanFR](#)



English: [@CitImmCanada](#)
French: [@CitImmCanFR](#)



[CitImmCanada](#)

THANK YOU

Jodie Creaser

Outreach Officer

Immigration, Refugees and Citizenship Canada

IRCC Client Support Centre:

1-888-242-2100

IRCC Web form:

<http://www.cic.gc.ca/english/contacts/web-form.asp>

ANNEX

Comprehensive Ranking System: Additional Points

CRS Additional Points: Provincial/Territorial Nomination (600 pts)



- A total of **600 points** are awarded to candidates with a Provincial/Territorial (P/T) nomination
- Participating Provinces and Territories can nominate foreign nationals under their Express Entry Provincial Nominee Program (PNP) streams.
- PNP criteria and streams differ across the country; check individual P/T websites to learn more.
- All candidates nominated via an Express Entry PNP stream must meet the minimum entry criteria for Express Entry including meeting the criteria for one of the three federal economic programs.

CRS Additional Points: Valid Job Offers (200 or 50 pts)



- A total of **200 points** are awarded to candidates with a valid job offer in a NOC 00 occupation.
- A total of **50 points** are awarded to candidates with a valid job offer in a NOC 0, A or B occupation.
- A job offer must be for a minimum of one year once an applicant receives permanent residence.
- Job offers must also be non-seasonal, at the NOC 0, A, or B level, and supported by a Labour Market Impact Assessment (LMIA) unless one is not needed.
- Candidates who don't have a valid job offer can still get points for Canadian work experience.

CRS Additional Points: Education Completed in Canada (15 or 30 pts)



- A total of **15 points** are awarded for a one- or two-year diploma or certificate.
- A total of **30 points** are awarded for a degree, diploma or certificate of three years or longer, or for a Master's, entry-to-practice professional degree*, or doctoral degree of at least one academic year.
- To get these points, a candidate must have completed their studies at a designated learning institution (DLI) in Canada.
- Each educational program completed in Canada needs to be entered separately into the Express Entry profile.

*Entry-to-practice professional degree for an occupation listed in the *National Occupational Classification* matrix at Skill level A, for which licensing by a provincial regulatory body is required. Eligible occupations: medicine, veterinary medicine, dentistry, optometry, law, chiropractic medicine, or pharmacy.

CRS Points: Official Languages


- Candidates can get more CRS points if they have proficiency in both of Canada's official languages (English and French), and submit the results of an approved language test for both English and French.
- *Parlez-vous français?* Visit canada.ca/francoimmigration to learn about Francophone life across Canada.

Additional CRS Points for French Proficiency:



- **15 additional points** for French test results at NCL 7 in all four abilities (listening, speaking, reading, writing).
- **30 additional points** for French test results of NCL 7 in all four abilities + English test results at CLB 5 or higher.

CRS Additional Points: Sibling in Canada (15 pts)



- **15 points** for having at least one sibling* who is a Canadian permanent resident or citizen, is residing in Canada, and is aged at least 18 years old
- **Sibling* = the biological or adoptive children of candidate or accompanying spouse's
 - father or mother
 - father or mother's spouse
 - father or mother's common-law partner

Start-Up Visa Program

Another pathway to permanent residence

- For entrepreneurs who want to start a business in Canada that
 - Is innovative
 - Can create jobs for Canadians
 - Compete on a global scale
- To qualify, your business must be supported by a designated participating
 - Venture capital fund (\$200,000+ investment)
 - Angel investor group (\$75,000+ investment)
 - Business incubator program
- Minimum official language ability CLB 5

<https://www.canada.ca/en/immigration-refugees-citizenship/services/immigrate-canada/start-visa.html>